

# Quadpro

## Work Items Dashboard Guide

Quadpro



# Introduction

The Quadpro Works Items Dashboard works in conjunction with the Quadpro Estates management system.

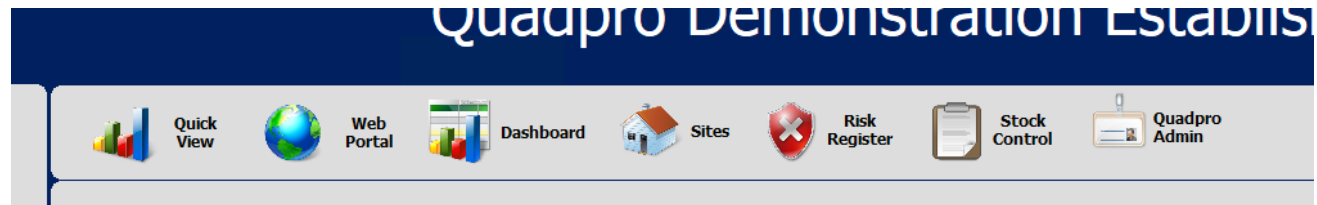
The Dashboard gives users up to date performance information in relation to the Works Items contained within your site. You can choose a specific site, building and item to show in the dashboard.

The Dashboard is linked to the live data which needs to be refreshed at intervals to give the most up to date information. This is achieved via the **Data> Refresh all** button in the Excel tool bar or by pressing **Ctrl:Alt:F5** key combination whilst the dashboard is open.

# Introduction

On your desktop, you will have Quadpro Cloud. Click on this Icon to bring up the access window which displays five accessible areas. Open the Dashboards shortcut and any Dashboards you have purchased will display within that folder.

If your system is not hosted by a Quadpro server, you can access Dashboards via the icon on the Quadpro home screen

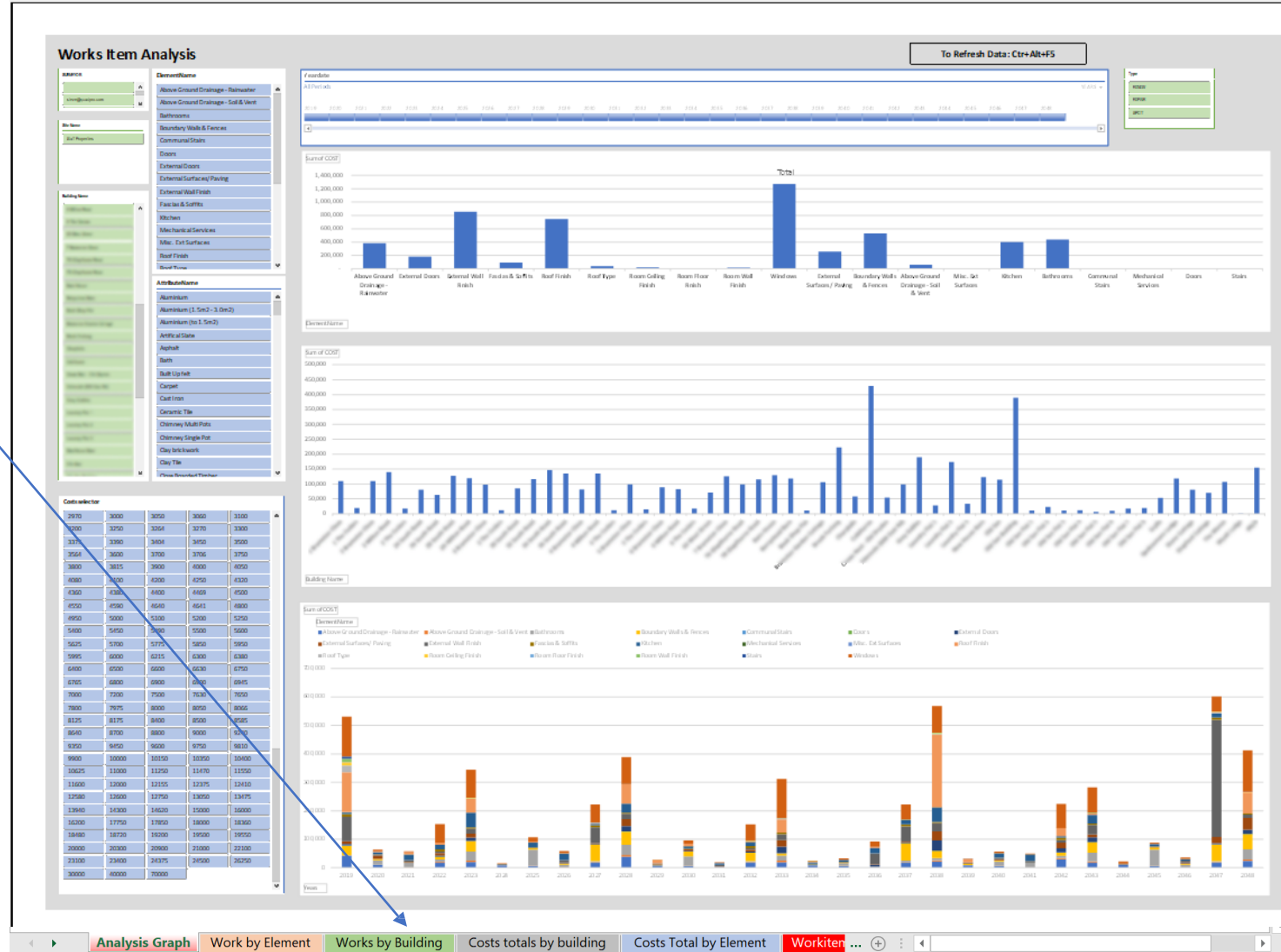


# Quadpro

1

- The screenshot displays a software interface for managing construction materials and costs. It is divided into three main sections:

  - Materials List (Top):** A list of materials with checkboxes and a search bar. The materials include:
    - Aluminum (6 x 12x6)
    - Artificial Stone
    - Asphalt
    - Barb
    - Built Up felt
    - Carpet
    - Cast Iron
    - Ceramic Tile
    - Chimney Multi-Pipe
    - Chimney Single-Pipe
    - Clay Brick Sewers
    - Clay Tile
    - Clay Reinforced Timber
  - Costs Table (Middle):** A table with columns for material names and their respective costs. The table is organized into sections:
    - Costs:** Lists materials and their costs (e.g., 3000, 3050, 3060, 3100).
    - Costs:** Lists materials and their costs (e.g., 3200, 3250, 3264, 3270, 3300).
    - Costs:** Lists materials and their costs (e.g., 3317, 3390, 3404, 3450, 3500).
    - Costs:** Lists materials and their costs (e.g., 3564, 3600, 3700, 3706, 3750).
    - Costs:** Lists materials and their costs (e.g., 3800, 3815, 3900, 4000, 4050).
    - Costs:** Lists materials and their costs (e.g., 4080, 4100, 4200, 4250, 4320).
    - Costs:** Lists materials and their costs (e.g., 4360, 4380, 4400, 4469, 4500).
    - Costs:** Lists materials and their costs (e.g., 4550, 4590, 4640, 4641, 4800).
    - Costs:** Lists materials and their costs (e.g., 4950, 5000, 5010, 5049, 5250).
    - Costs:** Lists materials and their costs (e.g., 5400, 5450, 5500, 5500, 5600).
    - Costs:** Lists materials and their costs (e.g., 5625, 5700, 5715, 5850, 5950).
    - Costs:** Lists materials and their costs (e.g., 5995, 6000, 6215, 6300, 6380).
    - Costs:** Lists materials and their costs (e.g., 6400, 6500, 6600, 6630, 6750).
    - Costs:** Lists materials and their costs (e.g., 6705, 6800, 6900, 6900, 6945).
    - Costs:** Lists materials and their costs (e.g., 7000, 7200, 7500, 7530, 7650).
    - Costs:** Lists materials and their costs (e.g., 7800, 7915, 8000, 8050, 8066).
    - Costs:** Lists materials and their costs (e.g., 8125, 8175, 8400, 8500, 8585).
    - Costs:** Lists materials and their costs (e.g., 8640, 8700, 8800, 9000, 9200).
    - Costs:** Lists materials and their costs (e.g., 9350, 9450, 9600, 9750, 9835).
    - Costs:** Lists materials and their costs (e.g., 9900, 10000, 10150, 10250, 10400).
    - Costs:** Lists materials and their costs (e.g., 10625, 11000, 11250, 11470, 11550).
    - Costs:** Lists materials and their costs (e.g., 11600, 12000, 12155, 12375, 12450).
    - Costs:** Lists materials and their costs (e.g., 12580, 12600, 12750, 13050, 13195).
    - Costs:** Lists materials and their costs (e.g., 13940, 14000, 14620, 15000, 16000).
    - Costs:** Lists materials and their costs (e.g., 16200, 17750, 17950, 18000, 18360).
    - Costs:** Lists materials and their costs (e.g., 18480, 18720, 19000, 19500, 19550).
    - Costs:** Lists materials and their costs (e.g., 20000, 20300, 20600, 21000, 21350).
    - Costs:** Lists materials and their costs (e.g., 21300, 21600, 24375, 24500, 26250).
    - Costs:** Lists materials and their costs (e.g., 30000, 40000, 70000).
  - Costs Chart (Bottom):** A bar chart showing the costs of materials. The Y-axis is labeled 'Sum of Costs' and ranges from 0 to 100,000. The X-axis is labeled 'Building Name' and shows three categories: 2019, 2020, and 2021. The chart shows a significant increase in costs over time, with 2021 reaching nearly 100,000.

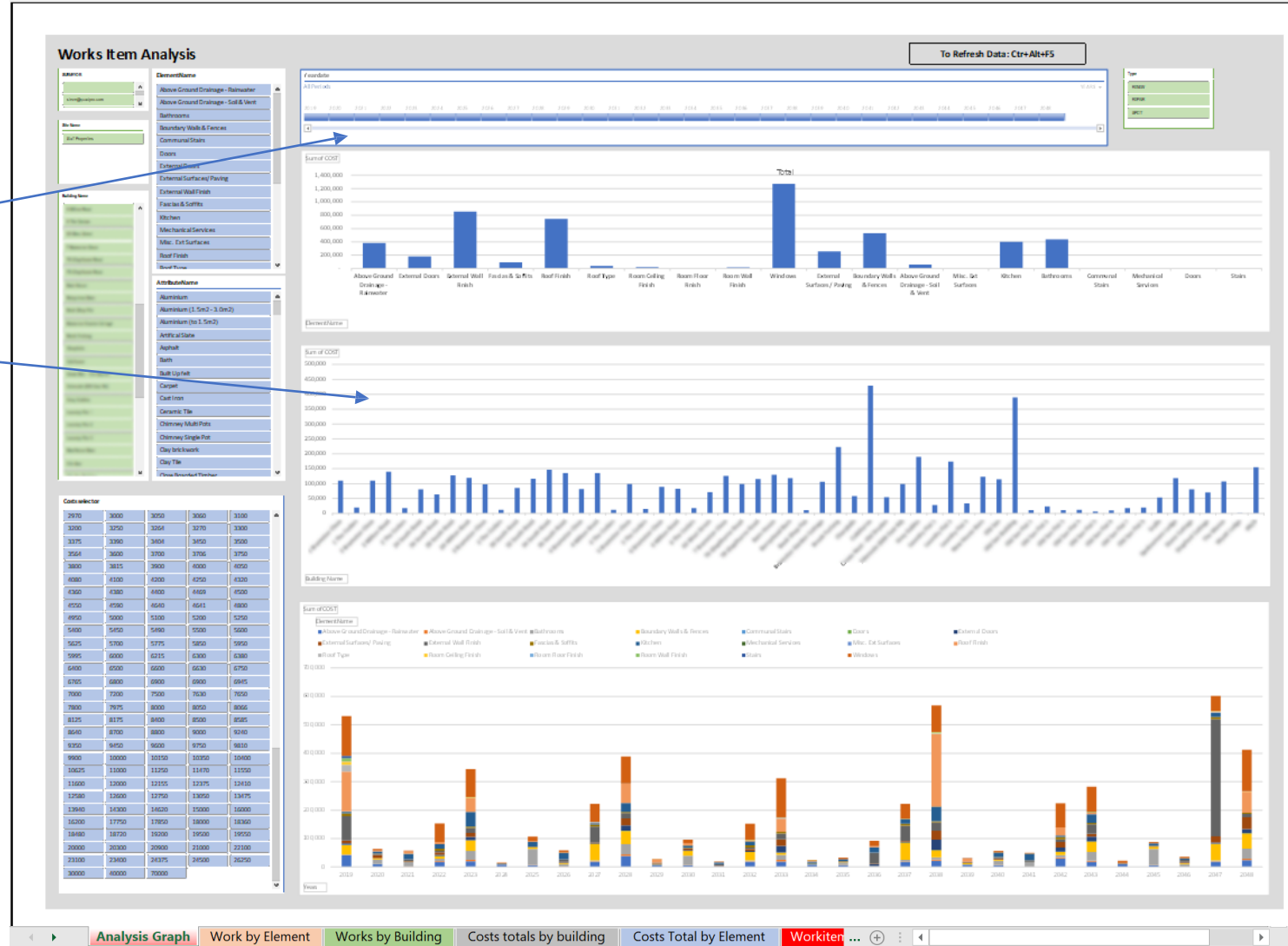


# Parts of the dashboard – Analysis Graph

The dashboard has a number of constituent parts:

2

The Analysis Graph tab displays the entire works items data dashboard information. Here you will be able to use the filters on the left hand side to filter which surveyor, site, element and attribute to display in the results graphs on the right hand side.



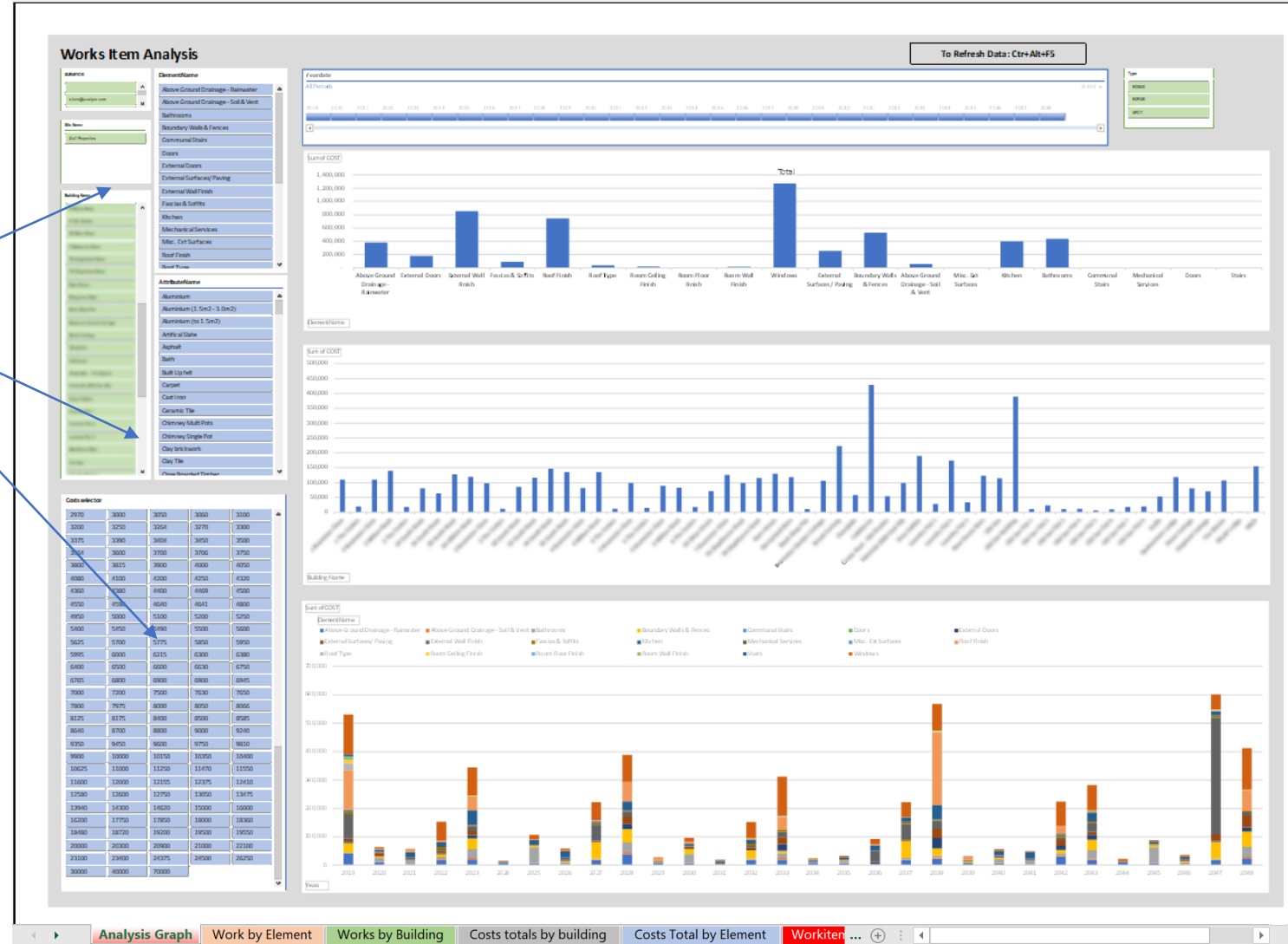
# Parts of the dashboard – Slicers

The dashboard has a number of constituent parts:

The filters are a great tool to enable selection of select specific elements and buildings – narrowing your selection to get the results you are looking for.

The option to categorize elements by their costs can also be action in the bottom filter.

3




















# Parts of the dashboard – Work by Element

The dashboard has a number of constituent parts:

4

Each element created and listed within Quadpro is displayed here along with its costs per year where needed. Elements can be selected in groups or individually. Double click on a cell to produce further details about that specific element which will appear in a new sheet.

Works by Element														
COSTS		Years 												
Row Labels 	2019	2020	2021	2022	2023	2024	2025	2026	2027	2028	2029	2030	Grand Total	
 Above Ground Drainage - Rainwater	2,210	4,418			20	54	1,131			420	54	400	8,706	
 External Doors	480			69	1,520	45	575			2,334	45		5,068	
 External Wall Finish	14,618	2,418	251		3,157	18	26	2,812	812	3,948	18	26	28,104	
 Fascias & Soffits	1,950	160			242					459		725	3,536	
 Roof Finish	15,318	2,300		359	943			1,530		8,913	390	100	29,853	
 Roof Type	2,400			100	0				100	0			2,600	
 Room Ceiling Finish	516			0	156	17			0	335	17		1,040	
 Room Wall Finish	550			0		0			0		0		550	
 Windows	14,220			143	7,706	42	4,500			15,259	42		41,911	
 External Surfaces/ Paving	2,952		1,632	30	1,331					1,869	79		7,893	
 Boundary Walls & Fences	950	880	11	1,189	28,264		180			8,175		1,800	41,449	
 Above Ground Drainage - Soil & Vent	200			5	97				5	1,167			1,473	
 Kitchen			4,500	4,200	12,000		3,600	6,600				4,200	35,100	
 Bathrooms	160	950	160	565	1,585	360	1,535	180	160	810	160	900	7,525	
 Mechanical Services	62	100	12	12	70	12	12	12	12	163	12	12	491	
Grand Total	56,586	11,224	6,566	6,672	57,091	547	11,559	11,134	1,089	43,851	816	8,164	215,298	

# Parts of the dashboard – Work by Element

The dashboard has a number of constituent parts:

5

Once you double click you will be presented with the following screen. This tells you where the element is, its costs and priority. You may keep this sheet by renaming it or simply delete it to revert back to the element screen.

[illegible]



# Parts of the dashboard – Work by Building

The dashboard has a number of constituent parts:

6

On this tab you are presented with works arranged by building. Each element associated with each building is shown here along with its costs.

By using the small “+” and “-” icons you can navigate through each listed property on your site.

Selecting “+” on a building brings up each associated cost per year.

Works by Building				
Buildings and Elements	AttributeName	DESCRIPTION	SPOTWI	Sum of COST
Windows				275,586
Burton Block				81,497
Cobbler Building				152,194
Fisher Block				1,450,586
Gallarze Building				168,567
Granton Hall				614,495
Kirby Building				1,542,711
Lander Block				494,515
Lantern Building				277,577
Libby Hall				38,783
Main Building				384,593
Newton House				427,559
Science Block				206,220
#N/A				16,135,628
Gridiron Building				
2029				
Roof Type	Timber	Storage Room		-
2029 Total				-
Gridiron Building Total				-
Central Building				
2019				
Fire Alarm	Mineral insulated cables Simple	Fire Alarms		82
2019 Total				82
2020				
Fire Alarm	Mineral insulated cables Simple	Fire Alarms		82
2020 Total				82
2021				
Fire Alarm	Mineral insulated cables Simple	Fire Alarms		82
2021 Total				82
2022				
Fire Alarm	Mineral insulated cables Simple	Fire Alarms		82
2022 Total				82
2023				
Windows	Crittall Glazing (to 1.5m2)	Windows		2,500
Fire Alarm	Mineral insulated cables Simple	Fire Alarms		82
2023 Total				2,582
2024				
Fire Alarm	Mineral insulated cables Simple	Fire Alarms		82
2024 Total				82
2025				
Fire Alarm	Mineral insulated cables Simple	Fire Alarms		82
2025 Total				82
2026				
Fire Alarm	Mineral insulated cables Simple	Fire Alarms		82
2026 Total				82
2027				
Fire Alarm	Mineral insulated cables Simple	Fire Alarms		82
2027 Total				82
2028				
Roof Finish	Natural Slate	Roof Finish		2,000
Fire Alarm	Mineral insulated cables Simple	Fire Alarms		82
2028 Total				2,082

# Parts of the dashboard – Work by Building

The dashboard has a number of constituent parts:

7

Again much like the previous feature with the elements screen, double clicking on a cost will then allow you to view all associated costs with that specific total.

WIREF	WID	EREF	AREF	DESCRIPTION	YEARPM	ERL	LCFACTOR	SPOTWI	TYPE	QUANTITY	COST	STATUS	WIACTION	AN_CAT	CONDITION	PRIORITY	EOF	WISET	ZREF	SURVEYWI	WIBUCODE	PMBTREF	SPOTCOST
R08	911	2	2.03	Finish Roof 8	5	20	1		2	106.3	1052.37	C		1 C		0		0		1 SND		0	850.4
R08	155	2	2.03	Finish Roof 8	10	30	1		2	83.7	828.63	C		1 C		0		0		1 WYT		0	669.6
R08	911	2	2.03	Finish Roof 8	18	10	1		2	106.3	1052.37	F		1 C		0		0		1 SND		0	850.4
R08	155	2	2.03	Finish Roof 8	20	20	1		2	83.7	828.63	F		1 C		0		0		1 WYT		0	669.6
R08	911	2	2.03	Finish Roof 8	25	45	1		1	106.3	9567	F		1 C		0		0		1 SND		0	9035.5
R08	155	2	2.03	Finish Roof 8	30	10	1		2	83.7	828.63	F		1 C		0		0		1 WYT		0	669.6
R08	1598	2	2.01	Finish Roof 8	1	10	1		2	74.6	469.98	C		1 C		0		0		1 SCH		0	895.2
R08	1877	2	2.01	Finish Roof 8	2	30	1		2	200	1260	C		1 C		0		0		1 STA		0	2400
R08	531	2	2.01	Finish Roof 8	5	10	1		2	40	252	C		1 C		0		0		1 SID		0	480
R08	657	2	2.01	Finish Roof 8	5	10	1		2	37.4	235.62	C		1 C		0		0		1 GRA		0	448.8
R08	2664	2	2.01	Finish Roof 8	5	40	1		2	126.9	799.47	C		1 C		0		0		1 CHL		0	1522.8
R08	2827	2	2.01	Finish Roof 8	6	20	1		2	59.1	372.33	C		1 C		0		0		1 ODY		0	709.2
R08	1220	2	2.01	Finish Roof 8	8	20	1		2	124.3	783.09	C		1 C		0		0		1 BYS		0	1491.6
R08	1523	2	2.01	Finish Roof 8	8	10	1		2	65.3	411.39	C		1 C		0		0		1 BRA		0	783.6
R08	2196	2	2.01	Finish Roof 8	8	30	1		2	123.1	775.53	C		1 C		0		0		1 CLO		0	1477.2
R08	1598	2	2.01	Finish Roof 8	11	60	1		1	74.6	16561.2	F		1 C		0		0		1 SCH		0	13428
R08	1877	2	2.01	Finish Roof 8	12	20	1		2	200	1260	F		1 C		0		0		1 STA		0	2400
R08	2827	2	2.01	Finish Roof 8	16	10	1		2	59.1	372.33	F		1 C		0		0		1 ODY		0	709.2
R08	531	2	2.01	Finish Roof 8	18	60	1		1	40	8880	F		1 C		0		0		1 SID		0	7200
R08	657	2	2.01	Finish Roof 8	18	60	1		1	37.4	8302.8	F		1 C		0		0		1 GRA		0	6732
R08	1220	2	2.01	Finish Roof 8	18	10	1		2	124.3	783.09	F		1 C		0		0		1 BYS		0	1491.6
R08	1523	2	2.01	Finish Roof 8	18	60	1		1	65.3	14496.6	F		1 C		0		0		1 BRA		0	11754
R08	2196	2	2.01	Finish Roof 8	18	20	1		2	123.1	775.53	F		1 C		0		0		1 CLO		0	1477.2
R08	2664	2	2.01	Finish Roof 8	18	30	1		2	126.9	799.47	F		1 C		0		0		1 CHL		0	1522.8
R08	1598	2	2.01	Finish Roof 8	21	50	1		2	74.6	469.98	F		1 C		0		0		1 SCH		0	895.2
R08	1877	2	2.01	Finish Roof 8	22	10	1		2	200	1260	F		1 C		0		0		1 STA		0	2400
R08	531	2	2.01	Finish Roof 8	25	50	1		2	40	252	F		1 C		0		0		1 SID		0	480
R08	657	2	2.01	Finish Roof 8	25	50	1		2	37.4	235.62	F		1 C		0		0		1 GRA		0	448.8
R08	2664	2	2.01	Finish Roof 8	25	20	1		2	126.9	799.47	F		1 C		0		0		1 CHL		0	1522.8
R08	2827	2	2.01	Finish Roof 8	26	60	1		1	59.1	13120.2	F		1 C		0		0		1 ODY		0	10638
R08	1220	2	2.01	Finish Roof 8	28	60	1		1	124.3	27594.6	F		1 C		0		0		1 BYS		0	22374
R08	1523	2	2.01	Finish Roof 8	28	50	1		2	65.3	411.39	F		1 C		0		0		1 BRA		0	783.6
R08	2196	2	2.01	Finish Roof 8	28	10	1		2	123.1	775.53	F		1 C		0		0		1 CLO		0	1477.2
R08	421	2	2.02	Finish Roof 8	3	30	1		2	139.8	1509.84	C		1 C		0		0		1 XBY		0	1398
R08	809	2	2.04	Finish Roof 8	5	20	1		2	90.7	1224.45	C		1 C		0		0		1 DRY		0	743.74
R08	421	2	2.02	Finish Roof 8	13	20	1		2	139.8	1509.84	F		1 C		0		0		1 XBY		0	1398
R08	809	2	2.04	Finish Roof 8	18	10	1		2	90.7	1224.45	F		1 C		0		0		1 DRY		0	743.74
R08	421	2	2.02	Finish Roof 8	23	10	1		2	139.8	1509.84	F		1 C		0		0		1 XBY		0	1398
R08	809	2	2.04	Finish Roof 8	25	45	1		1	90.7	12244.5	F		1 C		0		0		1 DRY		0	12244.5

# Parts of the dashboard – Costs totals by Building

The dashboard has a number of constituent parts:

8

This simple sheet displays the total cost per building listed. You can use the small drop down menu next to Building Name to customise your selections.

At the bottom of the screen the grand total per selection is displayed, but please do note that if you are looking for the entire total, you will need to have ALL buildings selected to display.

Building Name <input type="button" value="v"/>	Sum of COST
Barts Sports Hall	275,586
Burton Block	81,497
Cobbler Building	152,194
Fisher Block	1,450,586
Gallarze Building	168,567
Granton Hall	614,495
Kirby Building	1,542,711
Lander Block	494,515
Lantern Building	277,577
Libby Hall	38,783
Main Building	384,593
Newton House	427,559
Science Block	206,220
Site	16,135,628
Gridiron Building	0
Central Building	116,378
<b>Grand Total</b>	<b>22,366,890</b>

# Parts of the dashboard – Costs totals by Element

The dashboard has a number of constituent parts:**9**

This sheet displays all of your sites elements and any costs associated with them by year.

As you will have dozens, or even hundreds of elements, the entire list can be quite daunting to look at. To simplify the screen for your viewing you can narrow it down to any number of elements or group of years by using the down arrow list selections.

Much like the previous screen, the grand total is displayed on the far right of the table. Any selection can be made but to view the entire grand total, all selections must be made.

Sum of COST	Column Labels							
Row Labels	2019	2020	2021	2022	2023	2024	2025	Grand Total
Above Ground Drainage - Rainwater	9,995	-	695	10,065	3,760	-	2,843	27,358
Communal Kitchens	2,800	2,800	8,400	56,840	25,200	25,200	19,600	140,840
External Doors	4,004	4,587	2,722	2,058	2,496	5,624	3,561	25,052
External Wall Finish	38,644	-	245	-	2,862	360	9,187	51,298
Fascias & Soffits	4,059	-	623	10,570	591	1,170	-	17,013
Flashings	1,296	-	664	280	2,280	-	584	5,104
Internal Doors	61,115	23,385	27,595	42,120	22,290	26,910	23,685	227,100
Roof Finish	159,393	16,833	85,545	222,785	112,062	34,562	54,756	685,936
Roof Type	-	-	-	-	-	35,100	-	35,100
Room Ceiling Finish	8,673	35,364	27,518	42,640	37,536	25,383	28,018	205,132
Room Floor Finish	4,664	19,060	11,197	31,579	29,171	16,600	85,293	197,564
Room Wall Finish	30,292	146,414	106,078	176,238	201,547	152,339	192,051	1,004,959
Unit Stairs	400	1,100	1,900	1,600	2,300	600	600	8,500
Window Cills	225							225
Windows	30,870	19,724	36,777	28,380	26,410	120,584	28,025	290,770
Fire Alarm	82	82	82	82	82	82	82	574
Grand Total	356,513	269,349	310,042	625,236	468,588	444,513	448,284	2,922,526

# Features of the Filters

By clicking on the various buttons, selections can be made such as only show 4hr urgent priority for the boarding site or only show plumbing trade requests.

At the top of each slicer there are two buttons:

This button clears the filters that have been set in this slicer and resets to the default view.



When pressed this button allows the selection of multiple items in the list below i.e Boarding and Estate properties.



Features of the Filter

